

2/12

ESSEL PROPACK LIMITED

CIN: L74950MH1982PLC028947


Regd. Office : P.O. Vasind, Taluka Shahapur, Dist. Thane, Maharashtra-421604

GLOBAL OPERATIONS

UNAUDITED CONSOLIDATED FINANCIAL RESULTS
FOR THE QUARTER AND NINE MONTHS ENDED 31 DECEMBER 2018

(Rs in Lakhs)

	Quarter ended			Nine Months ended		Year ended
	31-Dec	30-Sep	31-Dec	31-Dec	31-Dec	31-Mar
	2018	2018	2017	2018	2017	2018
	Unaudited	Unaudited	Unaudited	Unaudited	Unaudited	Audited
1 Income						
a. Revenue from operations {Refer note 4 (a)}	69,443	68,347	59,505	201,326	181,802	244,642
b. Other income	48	248	362	979	777	1,318
c. Interest income	282	322	310	945	974	1,319
Total income	69,773	68,917	60,177	203,250	183,553	247,279
2 Expenses						
a. Cost of materials consumed	29,161	29,367	25,412	87,172	78,139	105,341
b. Changes in inventories of finished goods and work-in-progress	779	449	(318)	(389)	(1,900)	(1,681)
c. Excise duty on sale of goods {Refer note 4 (a)}	-	-	-	-	2,254	2,254
d. Employee benefits expense	13,046	12,274	10,947	37,404	32,520	43,390
e. Finance costs	1,609	1,598	1,404	4,569	4,136	5,491
f. Depreciation and amortisation expense	4,704	4,499	4,142	13,648	12,409	16,707
g. Other expenses	13,329	13,786	12,033	40,384	35,936	48,863
Total expenses	62,628	61,973	53,620	182,788	163,494	220,365
3 Profit before share of profit / (loss) of an associate, exceptional items and tax (1-2)	7,145	6,944	6,557	20,462	20,059	26,914
4 Share of profit/(loss) from associate	55	482	34	544	93	(104)
5 Profit before exceptional items and tax (3+4)	7,200	7,426	6,591	21,006	20,152	26,810
6 Exceptional items (gain)/loss (net)	-	-	498	-	498	498
7 Profit before tax for the period (5-6)	7,200	7,426	6,093	21,006	19,654	26,312
8 Tax expense						
i) Current tax	1,914	2,057	2,399	5,797	6,840	9,124
ii) Deferred tax charge / (credit)	649	(9)	(381)	996	(60)	(233)
Total tax expense	2,563	2,048	2,018	6,793	6,780	8,891
9 Net Profit from ordinary activities after tax for the period (7-8)	4,637	5,378	4,075	14,213	12,874	17,421
10 Net Profit for the period attributable to:						
Owners of the parent	4,545	5,337	4,003	14,015	12,681	17,160
Non-controlling interest	92	41	72	198	193	261



3/12

ESSEL PROPACK LIMITED

CIN: L74950MH1982PLC028947

Regd. Office : P.O. Vasind, Taluka Shahapur, Dist. Thane, Maharashtra-421 604

GLOBAL OPERATIONS

UNAUDITED CONSOLIDATED FINANCIAL RESULTS
FOR THE QUARTER AND NINE MONTHS ENDED 31 DECEMBER 2018

(Rs in Lakhs)

Particulars	Quarter ended			Nine Months ended		Year ended
	31-Dec	30-Sep	31-Dec	31-Dec	31-Dec	31-Mar
	2018	2018	2017	2018	2017	2018
	Unaudited	Unaudited	Unaudited	Unaudited	Unaudited	Audited
11 Other comprehensive income						
a. i) Items that will not be reclassified to profit or loss	(35)	(36)	(45)	(106)	(134)	(111)
ii) Income tax relating to items that will not be reclassified to profit or loss	11	12	15	34	44	36
b. i) Items that will be reclassified to profit or loss	(4,666)	3,611	55	(1,806)	4,593	8,875
ii) Income tax relating to items that will be reclassified to profit or loss	-	-	-	-	-	-
Other comprehensive income/(loss) (net of tax)	(4,690)	3,587	25	(1,878)	4,503	8,800
12 Total comprehensive income /(loss)(9+11)	(53)	8,965	4,100	12,335	17,377	26,221
13 Total comprehensive income attributable to:						
Owners of the parent	(127)	8,900	4,042	12,113	17,180	25,942
Non-controlling interest	74	65	58	222	197	279
14 Paid-up equity share capital (Face Value Rs. 2/-)	6,303	6,293	3,143	6,303	3,143	3,144
15 Other equity						121,914
16 Earnings per share (EPS) (Refer note 2)						
Basic	^1.44	^1.69	^1.28	^4.45	^4.03	5.46
Diluted	^1.44	^1.69	^1.27	^4.45	^4.01	5.45
(^ not annualised)						



5/12

ESSEL PROPACK LIMITED

CIN: L74950MH1982PLC028947

Regd. Office : P.O. Vasind, Taluka Shahapur, Dist. Thane, Maharashtra-421604

GLOBAL OPERATIONS
UNAUDITED CONSOLIDATED FINANCIAL RESULTS
FOR THE QUARTER AND NINE MONTHS ENDED 31 DECEMBER 2018

(Rs in Lakhs)

Consolidated Segment Information	Quarter ended			Nine Months ended		Year ended
	31-Dec	30-Sep	31-Dec	31-Dec	31-Dec	31-Mar
	2018	2018	2017	2018	2017	2018
	Unaudited	Unaudited	Unaudited	Unaudited	Unaudited	Audited
Segment Revenue from operations						
a AMESA {Refer note 4 (b)}	25,382	23,366	22,367	72,311	70,192	93,484
b EAP	17,233	18,470	14,042	51,338	43,179	57,437
c AMERICAS	14,766	14,350	12,621	42,402	36,092	48,846
d EUROPE	14,387	14,788	11,883	42,106	36,844	50,959
e Unallocated	21	21	19	60	57	77
f Inter Segmental elimination	(2,346)	(2,648)	(1,427)	(6,891)	(4,562)	(6,161)
Total Revenue from operations	69,443	68,347	59,505	201,326	181,802	244,642
Segment Result						
a AMESA	3,650	2,678	3,546	9,787	10,293	14,123
b EAP	3,206	3,605	2,328	8,886	7,508	9,050
c AMERICAS	1,652	1,920	1,758	5,071	4,610	6,112
d EUROPE	163	378	(133)	735	683	1,200
e Unallocated	(234)	(379)	(105)	(964)	(305)	(401)
f Inter Segmental elimination	7	(230)	56	(388)	325	484
Total Segment Result	8,444	7,972	7,450	23,127	23,114	30,568
Finance costs	1,609	1,598	1,404	4,569	4,136	5,491
Other income (including interest income)	459	472	672	1,924	1,751	2,637
Gain/(loss) on foreign exchange fluctuations (net)	(149)	98	(161)	(20)	(670)	(800)
Exceptional items (gain)/loss (net)	-	-	498	-	498	498
Share of profit/(loss) from associate	55	482	34	544	93	(104)
Profit from ordinary activities before tax	7,200	7,426	6,093	21,006	19,654	26,312
Segment Assets						
a AMESA	81,594	80,108	70,762	81,594	70,762	70,510
b EAP	61,924	60,046	54,461	61,924	54,461	55,039
c AMERICAS	46,078	44,685	39,669	46,078	39,669	40,591
d EUROPE	58,230	61,833	54,411	58,230	54,411	57,713
e Unallocated	20,283	25,269	20,827	20,283	20,827	23,018
f Inter Segmental elimination	(5,454)	(5,879)	(3,092)	(5,454)	(3,092)	(2,661)
Total	262,655	266,062	237,038	262,655	237,038	244,210
Segment Liabilities						
a AMESA	16,310	15,752	14,363	16,310	14,363	13,734
b EAP	14,730	12,557	9,430	14,730	9,430	10,782
c AMERICAS	7,006	7,459	7,425	7,006	7,425	6,470
d EUROPE	12,890	14,608	10,732	12,890	10,732	11,463
e Unallocated	82,400	87,035	80,130	82,400	80,130	78,242
f Inter Segmental elimination	(4,231)	(4,700)	(2,211)	(4,231)	(2,211)	(1,970)
Total	129,105	132,711	119,869	129,105	119,869	118,721

The Company is engaged in the business of Plastic Packaging Material. Geographical segment has been identified as primary segment and reported as below:

Geographical Segments are:

- a AMESA : Africa, Middle East and South Asia include operations in India and Egypt.
- b EAP : East Asia Pacific includes operations in China and Philippines.
- c AMERICAS : includes operations in United States of America, Mexico and Colombia.
- d EUROPE : includes operations in United Kingdom, Poland, Russia and Germany.



NOTES:

- The above unaudited consolidated financial results, prepared in accordance with the Indian Accounting Standards (Ind AS), the provisions of the Companies Act, 2013 and guidelines issued by the Securities and Exchange Board of India, have been reviewed by the Audit Committee and approved by the Board of Directors at their respective meetings held on 23 January 2019. The statutory auditors have carried out a limited review of the above consolidated financial results.
- The Board of Directors at its meeting held on 26 April 2018, recommended issue of bonus equity shares, in the ratio of one equity share of Rs. 2 each fully paid up for every one equity share of the Company held by the shareholders as on a record date. The above issue of bonus shares has been approved by the shareholders in the annual general meeting held on 13 June 2018. Consequently, the Company allotted 15,71,81,664 equity shares of Rs. 2 each fully paid up bonus shares by capitalisation of reserves amounting to Rs. 3,144 Lakhs. In accordance with Ind AS 33 'Earnings per Share, the basic and diluted earnings per share for all the periods presented above have been adjusted to give effect to the aforesaid issue of bonus shares.
- During the quarter, the Company allotted 5,26,628 equity shares of Rs. 2 each fully paid up pursuant to exercise of the stock options granted under Essel Employee Stock Option Scheme 2014.
- Following the commencement of Goods and Services Tax (GST) with effect from 1 July 2017, Revenue from operations of India standalone for the period beginning 1 July 2017 is reported net of GST recovered, as required by Ind AS. However, prior to the GST regime excise duty recovered was included as part of Revenue from operations for the reporting period till 30 June 2017 as required by Ind AS. Accordingly,

a) Revenue from Global operations for nine months ended 31 December 2018 is not comparable with the corresponding previous nine months presented in the consolidated financial results. To facilitate comparison, the following additional information is being provided:

	Quarter ended			Nine Months ended		Year ended
	31-Dec	30-Sep	31-Dec	31-Dec	31-Dec	31-Mar
	2018	2018	2017	2018	2017	2018
Revenue from operations as reported*	69,443	68,347	59,505	201,326	181,802	244,642
Excise duty included above (till 30 June 2017)	-	-	-	-	2,254	2,254
Revenue from operations excluding excise duty/GST	69,443	68,347	59,505	201,326	179,548	242,388


* Effective 1 July 2017 following transition to GST, revenue is reported net of GST recovered.

b) Revenue from operations of AMESA Segment for nine months ended 31 December 2018 is not comparable with the corresponding previous nine months presented in the segment information. To facilitate comparison, the following additional information is being provided:

	Quarter ended			Nine Months ended		Year ended
	31-Dec	30-Sep	31-Dec	31-Dec	31-Dec	31-Mar
	2018	2018	2017	2018	2017	2018
AMESA Segment Revenue as reported*	25,382	23,366	22,367	72,311	70,192	93,484
Excise duty included above (till 30 June 2017)	-	-	-	-	2,254	2,254
AMESA Segment Revenue excluding excise duty/GST	25,382	23,366	22,367	72,311	67,938	91,230

* Effective 1 July 2017 following transition to GST, revenue is reported net of GST recovered.

- Figures of the previous period have been regrouped / rearranged wherever considered necessary.



For Essel Propack Limited

(Signature)
Ashok Goel
Chairman and Managing Director

Place : Mumbai

Date : 23 January 2019

6/12

FORD RHODES PARKS & CO LLP

CHARTERED ACCOUNTANTS

(Formerly Ford, Rhodes, Parks & Co.)

SAI COMMERCIAL BUILDING
312/313, 3RDFLOOR,
BKS DEVSHI MARG,
GOVANDI (EAST),
MUMBAI - 400 088.

TELEPHONE : (91) 22 67979819
: (91) 22 67979820
FAX : (91) 22 67979821
EMAIL : frptax@vsnl.com

Independent Auditor's Review Report

To,
The Board of Directors,
Essel Propack Limited

Re: Limited Review Report for the quarter and nine months ended 31 December 2018

1. We have reviewed the accompanying Statement of unaudited consolidated financial results of **Essel Propack Limited** ("the Parent"), its subsidiaries (the Parent and its subsidiaries together referred to as "the Group") and its associate for the quarter and nine months ended 31 December 2018 ("the Statement") being submitted by the Parent pursuant to the requirement of Regulation 33 of the SEBI (Listing Obligations and Disclosure Requirements) Regulations, 2015, read with SEBI circular number CIR/CFD/FAC/62/2016 dated 5 July 2016 ("the Circular").
2. The preparation of the Statement in accordance with the recognition and measurement principles laid down in the applicable Indian Accounting Standards (Ind AS) prescribed under Section 133 of the Companies Act, 2013, read with Companies (Indian Accounting Standards) Rules 2015 and the Circular, is the responsibility of the Parent's Management and has been approved by the Board of Directors. Our responsibility is to issue a report on the Statement based on our review.
3. We conducted our review of the Statement in accordance with the Standard on Review Engagements (SRE) 2410, "Review of Interim Financial Information Performed by the Independent Auditor of the Entity" issued by the Institute of Chartered Accountants of India. This Standard requires that we plan and perform the review to obtain moderate assurance as to whether the Statement is free of material misstatement. A review is limited primarily to inquiries of Parent's personnel and analytical procedures applied to financial data and thus provides less assurance than an audit. We have not performed an audit and accordingly, we do not express an audit opinion.
4. We did not review the interim financial results of six subsidiaries whose interim financial results reflect total revenues before consolidation adjustments of Rs. 46,382 lakhs and Rs. 133,118 lakhs for the quarter and nine months ended 31 December 2018 respectively and profit after tax / total comprehensive income (net) before consolidation adjustments of Rs. 3,597 lakhs and Rs. 14,738 lakhs for the quarter and nine months ended 31 December 2018 respectively, as considered in the Statement. These interim financial results have been reviewed by other auditors whose reports have been furnished to us by the Management and our report on the Statement, in so far as it relates to the amounts and disclosures included in respect of these six subsidiaries is based solely on the reports of other auditors.



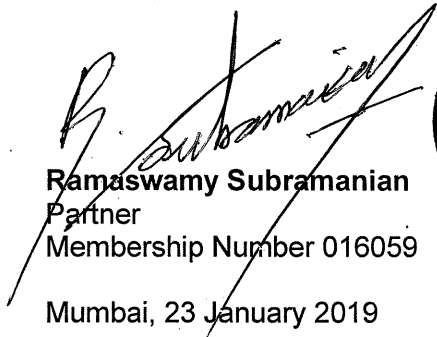
A Partnership Firm with Registration No : BA61078 converted into a Limited Liability Partnership (LLP) namely
FORD RHODES PARKS & CO. LLP w.e.f. August 4, 2015 - LLP Identification No. AAE4990

Also at : **BENGALURU · CHENNAI · KOLKATA · HYDERABAD**

FORD RHODES PARKS & CO LLP

5. The Statement includes the interim financial results of twelve subsidiaries, which are certified by the Management, whose interim financial results reflect total revenues before consolidation adjustments of Rs. 9,644 lakhs and Rs. 26,542 lakhs for the quarter and nine months ended 31 December 2018 respectively, profit after tax (net) before consolidation adjustments of Rs. 599 lakhs and Rs. 1,472 lakhs for the quarter and nine months ended 31 December 2018 respectively and total comprehensive income (net) before consolidation adjustments of Rs. 602 lakhs and Rs. 1,482 lakhs for the quarter and nine months ended 31 December 2018 respectively, as considered in the Statement.
6. The Statement also includes the Group's share of Profit after tax of Rs. 55 lakhs and Rs. 544 lakhs for the quarter and nine months ended 31 December 2018 respectively and total comprehensive income of Rs. 36 lakhs and Rs. 518 lakhs for the quarter and nine months ended 31 December 2018 respectively, as considered in the Statement, in respect of an associate, based on the interim financial results certified by the Management.
7. Based on our review conducted as stated above and based on the consideration of the reports of other auditors referred to in Paragraph 4 above, nothing has come to our attention that causes us to believe that the accompanying Statement, prepared in accordance with the applicable Indian Accounting Standards (Ind AS) as prescribed under Section 133 of the Companies Act, 2013 read with relevant rules issued thereunder and other recognized accounting practices and principles generally accepted in India, has not disclosed the information required to be disclosed in terms of Regulation 33 of the SEBI (Listing Obligations and Disclosure Requirements) Regulations, 2015, read with Circular number CIR/CFD/FAC/62/2016 dated 5 July 2016 of SEBI, including the manner in which it is to be disclosed, or that it contains any material misstatement.

For Ford Rhodes Parks & Co. LLP
Chartered Accountants
Firm Registration Number 102860W/W100089


Ramaswamy Subramanian
Partner
Membership Number 016059



Mumbai, 23 January 2019

8/12

ESSEL PROPACK LIMITED

CIN L74950MH1982PLC028947

Regd. Office : P.O. Vasind, Taluka Shahapur, Dist. Thane, Maharashtra-421 604


INDIA STANDALONE

UN AUDITED FINANCIAL RESULTS

FOR THE QUARTER AND NINE MONTHS ENDED 31 DECEMBER 2018

(Rs. in Lakhs, except per share data)

		Quarter ended			Nine months ended		Year ended
		31-Dec	30-Sep	31-Dec	31-Dec	31-Dec	31-Mar
		2018	2018	2017	2018	2017	2018
		Unaudited	Unaudited	Unaudited	Unaudited	Unaudited	Audited
1	Income						
	a. Revenue from operations (Refer note 5)	22,180	20,580	20,375	64,005	64,326	85,225
	b. Other income	114	111	106	348	460	960
	c. Interest income	271	297	303	862	943	1,244
	Total income	22,565	20,988	20,784	65,215	65,729	87,429
2	Expenses						
	a. Cost of materials consumed	9,885	8,930	8,939	28,542	27,347	36,598
	b. Changes in inventories of finished goods and work in progress	122	337	(384)	(35)	(366)	(350)
	c. Excise duty on sale of goods (Refer note 5)	-	-	-	-	2,254	2,254
	d. Employee benefits expense	2,356	2,261	2,232	6,989	6,734	8,570
	e. Finance costs	615	628	556	1,731	1,582	2,140
	f. Depreciation and amortisation expense	1,905	1,820	1,767	5,478	5,149	6,866
	g. Other expenses	5,040	5,034	4,773	15,037	14,489	19,183
	Total expenses	19,923	19,010	17,883	57,742	57,189	75,261
3	Profit from ordinary activities before exceptional items and tax (1-2)	2,642	1,978	2,901	7,473	8,540	12,168
4	Exceptional Items (net)	-	-	-	-	-	-
5	Profit before tax for the period (3+4)	2,642	1,978	2,901	7,473	8,540	12,168
6	Tax expense						
	a) Current tax	859	734	1,195	2,583	3,335	4,660
	b) Deferred tax charge/(credit)	46	(68)	(247)	(25)	(495)	(610)
	Total tax expense	905	666	948	2,558	2,840	4,050
7	Net Profit from ordinary activities after tax for the period (5-6)	1,737	1,312	1,953	4,915	5,700	8,118
8	Other comprehensive income						
	Items that will not be reclassified to profit or (loss)	(28)	(29)	(32)	(85)	(97)	(113)
	Income tax effect on above	10	10	12	30	34	39
	Other comprehensive income /(loss) for the period (net of tax)	(18)	(19)	(20)	(55)	(63)	(74)
9	Total comprehensive income for the period (7+8)	1,719	1,293	1,933	4,860	5,637	8,044
10	Paid-up equity share capital (Face Value Rs.2/- each)	6,303	6,293	3,143	6,303	3,143	3,144
11	Other equity						62,326
12	Earnings Per Share (EPS) (Refer note 2)						
	(a) Basic	^ 0.55	^ 0.42	^ 0.62	^ 1.56	^ 1.81	2.58
	(b) Diluted	^ 0.55	^ 0.42	^ 0.62	^ 1.56	^ 1.81	2.58
	(^ not annualised)						



Dit

9/12

ESSEL PROPACK LIMITED
CIN L74950MH1982PLC028947

Regd. Office : P.O. Vasind, Taluka Shahapur, Dist. Thane, Maharashtra-421 604

**INDIA STANDALONE
UN AUDITED FINANCIAL RESULTS
FOR THE QUARTER AND NINE MONTHS ENDED 31 DECEMBER 2018**

NOTES


- 1 The above unaudited standalone financial results, prepared in accordance with the Indian Accounting Standards (Ind AS), the provisions of the Companies Act, 2013 and guidelines issued by the Securities and Exchange Board of India, have been reviewed by the Audit Committee and approved by the Board of Directors at their respective meetings held on 23 January 2019. The statutory auditors have carried out a limited review of the above standalone financial results.
- 2 The Board of Directors at its meeting held on 26 April 2018, recommended issue of bonus equity shares, in the ratio of one equity share of Rs 2 each fully paid up for every one equity share of the Company held by the shareholders as on a record date. The above issue of bonus shares has been approved by the shareholders in the annual general meeting held on 13 June 2018. Consequently, the Company allotted 15,71,81,664 equity shares of Rs. 2 each fully paid up bonus shares by capitalisation of reserves amounting to Rs. 3,144 Lakhs. In accordance with Ind AS 33 'Earnings per Share, the basic and diluted earnings per share for all the periods presented above have been adjusted to give effect to the aforesaid issue of bonus shares.
- 3 During the quarter, the Company allotted 5,26,628 equity shares of Rs. 2 each fully paid up pursuant to exercise of the stock options granted under Essel Employee Stock Option Scheme 2014.
- 4 The Company has only one major identifiable business segment viz. Plastic Packaging Material.
- 5 Following the commencement of Goods and Services Tax (GST) with effect from 1 July 2017, Revenue from operations for the period beginning 1 July 2017 is reported net of GST recovered, as required by Ind AS. However, prior to GST regime excise duty recovered was included as part of Revenue from operations for the reporting period till 30 June 2017 as required by Ind AS. Accordingly, revenue from operations for the nine months ended 31 December 2018 is not comparable with the corresponding previous nine months presented in the financial results. To facilitate comparison, the following additional information is being provided:

	Quarter ended			Nine months ended		Year ended
	31-Dec	30-Sep	31-Dec	31-Dec	31-Dec	31-Mar
	2018	2018	2017	2018	2017	2018
Revenue from operations as reported*	22,180	20,580	20,375	64,005	64,326	85,225
Less: Excise duty included in above (till 30 June 2017)	-	-	-	-	2,254	2,254
Revenue from operations excluding excise duty	22,180	20,580	20,375	64,005	62,072	82,971

* Effective 1 July 2017 following transition to GST, revenue is reported net of GST recovered.


- 6 Figures of the previous periods have been regrouped / rearranged wherever considered necessary.


For Essel Propack Limited


Ashok Goel
Chairman and Managing Director

Place: Mumbai

Date: 23 January 2019







10/12

FORD RHODES PARKS & CO LLP

CHARTERED ACCOUNTANTS

(Formerly Ford, Rhodes, Parks & Co.)

SAI COMMERCIAL BUILDING
312/313, 3RD FLOOR,
BKS DEVSHI MARG,
GOVANDI (EAST),
MUMBAI - 400 088.

TELEPHONE : (91) 22 67979819
 : (91) 22 67979820
FAX : (91) 22 67979821
EMAIL : frptax@vsnl.com

Independent Auditor's Review Report

To
**The Board of Directors,
Essel Propack Limited**

Re: Limited Review Report for the quarter and nine months ended 31 December 2018

1. We have reviewed the accompanying Statement of unaudited standalone financial results of **Essel Propack Limited** (the "Company") for the quarter and nine months ended 31 December, 2018 ("the Statement") being submitted by the Company pursuant to the requirement of Regulation 33 of the SEBI (Listing Obligations and Disclosure Requirements) Regulations, 2015 read with SEBI circular number CIR/CFD/FAC/62/2016 dated 5 July 2016 ("the Circular").
2. The preparation of the Statement in accordance with the recognition and measurement principles laid down in the applicable Indian Accounting Standards (Ind AS) prescribed under Section 133 of the Companies Act, 2013, read with Companies (Indian Accounting Standards) Rules 2015 and the Circular, is the responsibility of the Company's Management and has been approved by the Board of Directors of the Company. Our responsibility is to issue a report on the Statement based on our review.
3. We conducted our review of the Statement in accordance with the Standard on Review Engagements (SRE) 2410, "Review of Interim Financial Information Performed by the Independent Auditor of the Entity" issued by the Institute of Chartered Accountants of India. This Standard requires that we plan and perform the review to obtain moderate assurance as to whether the Statement is free of material misstatement. A review is limited primarily to inquiries of Company personnel and analytical procedures applied to financial data and thus provide less assurance than an audit. We have not performed an audit and accordingly, we do not express an audit opinion.



A Partnership Firm with Registration No : BA61078 converted into a Limited Liability Partnership (LLP) namely
FORD RHODES PARKS & CO. LLP w.e.f. August 4, 2015 - LLP Identification No. AAE4990


Also at : **BENGALURU · CHENNAI · KOLKATA · HYDERABAD**

4. Based on our review conducted as above, nothing has come to our attention that causes us to believe that the accompanying Statement prepared in accordance with the applicable Indian Accounting Standards (Ind AS) as prescribed under Section 133 of Companies Act, 2013 read with relevant rules issued thereunder and other recognised accounting practices and principles generally accepted in India, has not disclosed the information required to be disclosed in terms of Regulation 33 of the SEBI (Listing Obligations and Disclosure Requirements) Regulations, 2015 read with SEBI circular number CIR/CFD/FAC/62/2016 dated 5 July 2016, including the manner in which it is to be disclosed, or that it contains any material misstatement.

For Ford Rhodes Parks & Co. LLP

Chartered Accountants


Firm Registration Number: 102860W/W100089



Ramaswamy Subramanian
Partner

Membership Number 016059

Mumbai, 23 January 2019



ESSEL PROPACK LIMITED

Corporate Office: Top Floor, Times Tower, Kamala City, Senapati Bapat Marg,
Lower Parel, Mumbai 400013.

Regd. Office: P.O. Vasind, Taluka Shahapur, Thane 421604, Maharashtra
Tel: +91 9673333971 CIN: L74950MH1982PLC028947

**GLOBAL OPERATIONS
EXTRACT OF UNAUDITED CONSOLIDATED FINANCIAL RESULTS
FOR THE QUARTER AND NINE MONTHS ENDED 31 DECEMBER 2018**

(Rs. in Lakhs)

Particulars	Quarter ended	Quarter ended	Nine months ended	Year ended
	31-Dec-2018	31-Dec-2017	31-Dec-2018	31-Mar-2018
	Unaudited	Unaudited	Unaudited	Audited
Total income	69,773	60,177	203,250	247,279
Profit before exceptional items and tax	7,200	6,591	21,006	26,810
Profit before tax for the period after exceptional items	7,200	6,093	21,006	26,312
Profit after tax for the period attributable to the owners of the parent	4,545	4,003	14,015	17,160
Total comprehensive income attributable to owners of the parent	(127)	4,042	12,113	25,942
Paid-up equity share capital (Face Value Rs 2/- each)	6,303	3,143	6,303	3,144
Other equity (excluding Revaluation reserves)				121,914
Earnings per share (of Rs.2/- each)				
Basic	^1.44	^1.28	^4.45	5.46
Diluted	^1.44	^1.27	^4.45	5.45

(^ not annualised)

**INDIA STANDALONE
EXTRACT OF UNAUDITED FINANCIAL RESULTS
FOR THE QUARTER AND NINE MONTHS ENDED 31 DECEMBER 2018**

(Rs. in Lakhs)


Particulars	Quarter ended	Quarter ended	Nine months ended	Year ended
	31-Dec-2018	31-Dec-2017	31-Dec-2018	31-Mar-2018
	Unaudited	Unaudited	Unaudited	Audited
Total income	22,565	20,784	65,215	87,429
Profit from ordinary activities before exceptional items and tax	2,642	2,901	7,473	12,168
Net Profit from ordinary activities after tax for the period	1,737	1,953	4,915	8,118
Total comprehensive income for the period	1,719	1,933	4,860	8,044
Paid-up equity share capital (Face Value Rs 2/- each)	6,303	3,143	6,303	3,144
Other equity (excluding Revaluation reserves)				62,326
Earnings per share (of Rs.2/- each)				
Basic	^ 0.55	^ 0.62	^ 1.56	2.58
Diluted	^ 0.55	^ 0.62	^ 1.56	2.58

(^ not annualised)

NOTES:

- The Audit Committee has reviewed the above results and the Board of Directors has approved the above results at their respective meetings held on 23 January 2019. The statutory auditors of the Company have carried out a Limited Review of the aforesaid results.
- The above is an extract of the detailed format of the standalone and consolidated financial results for the quarter and nine months ended 31 December 2018 filed with stock exchange pursuant to Regulation 33 of the SEBI (Listing and Disclosure Requirements) Regulations, 2015.
- The full format of the standalone and consolidated financial results for the quarter and nine months ended 31 December 2018 are available on the Stock Exchange websites (www.bseindia.com and www.nseindia.com) and on the Company's website (www.esselpropack.com).

Place: Mumbai
Date : 23 January 2019



For Essel Propack Limited

(Signature)
Ashok Goel
Chairman and Managing Director